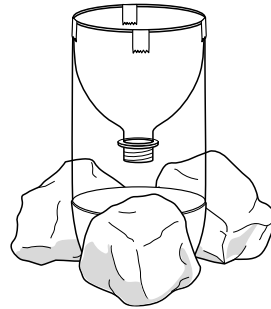




Module Assessment, Part 1

STUDENT RESOURCE A.1
ASSESSMENT PART 1

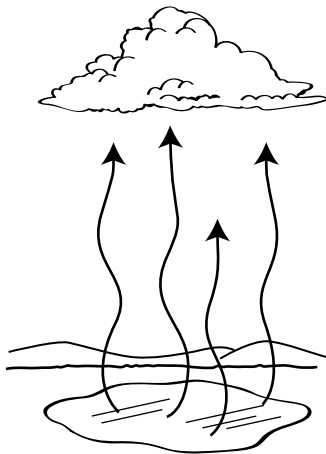
1 Cloud



2 Causes Erosion



3 Evaporation



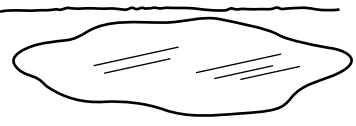
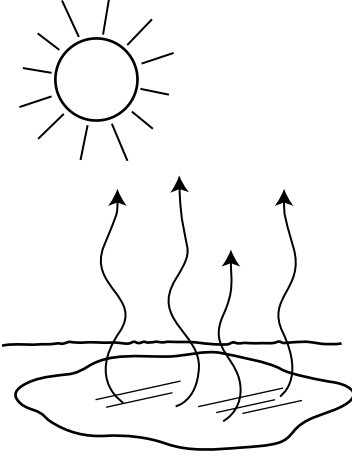


Directions: 1. Tell students to circle the correct picture for the word. 2. Tell students to circle the picture of the thing that causes erosion. 3. Tell students to circle the picture that shows water evaporating.

Module Assessment, Part 2



4 What Happens to a Puddle?

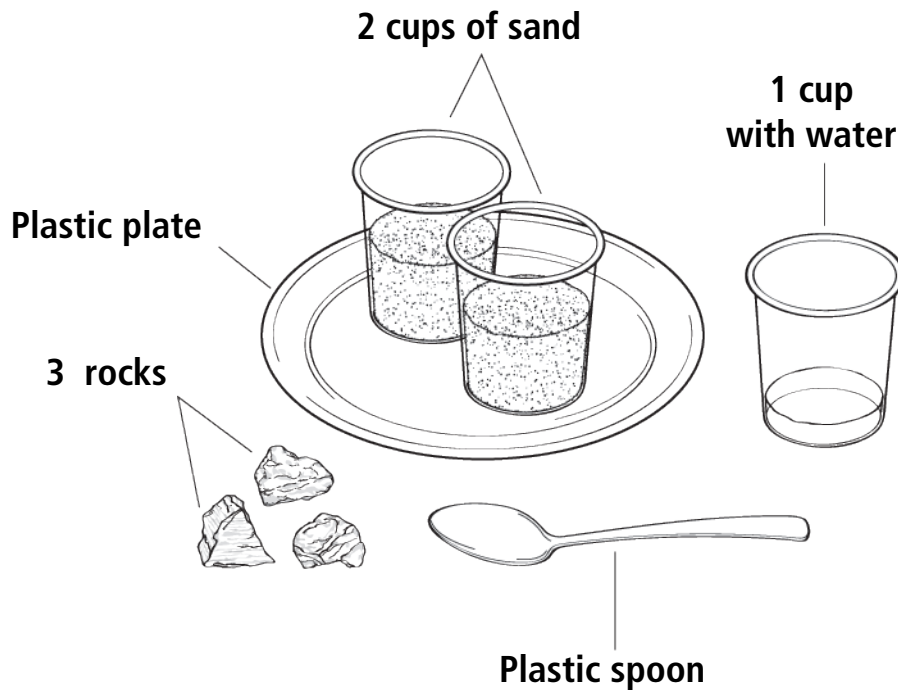
 <p>Cloud _____</p>	 <p>Rain _____</p>
 <p>Puddle _____</p>	 <p>Evaporate _____</p>

Directions: 4. Have students write a number in each box to show the order of events starting with a puddle.

Module Assessment, Part 3

STUDENT RESOURCE **A.3**
ASSESSMENT PART 3

Materials:



5 Draw the landforms you made.

--	--

Directions: 5. Tell students to use the materials to make two landforms, then draw pictures of the landforms they made.