
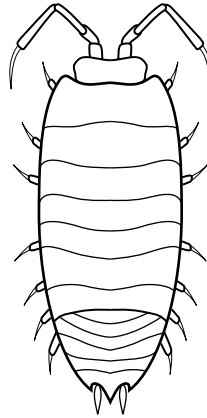


Module Assessment, Part 1

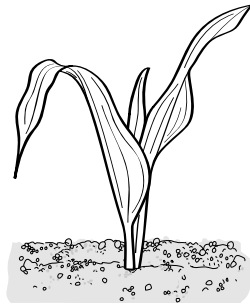
STUDENT RESOURCE **A.1**
ASSESSMENT PART 1**1** Scales**2** Gills**3** Outside skeleton**4** Antenna

Directions: 1–4. Have students draw a line from each word to the correct part of the animal.

Module Assessment, Part 2

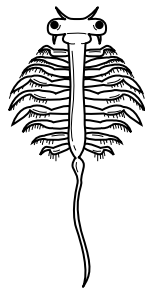
5 Which go together?

Egg 



Plant

Seed 



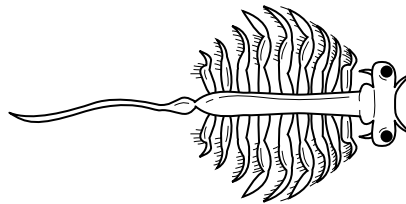
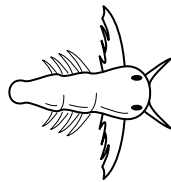
Shrimp

6 What is the name?

adult

baby

egg



Directions: 5. Have students draw lines to show which objects are related. 6. Have students draw a line from each name of a stage to the picture of that stage.

Module Assessment, Part 3

STUDENT RESOURCE **A.3**
ASSESSMENT PART 3



7 Measure the plants.

Directions: 7. Have students measure each plant with a separate paper strip, mark the strip to show the height of the plant, and glue the trimmed strips to the grid in the correct order from youngest plant (shortest) to oldest plant (tallest).

Height in cm

20			
19			
18			
17			
16			
15			
14			
13			
12			
11			
10			
9			
8			
7			
6			
5			
4			
3			
2			
1			
0			