

# Module Assessment, Part 1

STUDENT RESOURCE **A.1**  
ASSESSMENT PART 1

**Circle the word that correctly completes the sentence.**

❶ A gas becomes a liquid when it \_\_\_\_\_.

freezes          condenses          evaporates

❷ The \_\_\_\_\_ temperature scale is the one used by most scientists.

Periodic          Fahrenheit          Celsius

❸ Energy given off by the Sun is called \_\_\_\_\_ energy.

solar          chemical          stored

❹ To change water from a liquid to a gas, you must \_\_\_\_\_ heat energy.

take away          add

**Answer the questions.**

❺ What are two kinds of particles that make up an atom?

---

---


❻ What is the difference between a mixture and a solution?

---

---

# Module Assessment, Part 2

**7** Look at the picture below. Explain why water drops form on the outside of the cup.




---


---

---

**8** Look at the pictures of the cups with ice. Which ice will melt first? Explain.



Crushed ice cube



Whole ice cube

---

---

---

# Module Assessment, Part 3

STUDENT RESOURCE **A.3**

ASSESSMENT PART 3

**Materials:**

- 1 plastic cup with water
- 1 plastic spoon
- 1 thermometer
- 1 vial with baking soda

- 9 Measure the temperature of the water using the Celsius scale. Read and record the temperature.

\_\_\_\_\_

- 10 Pour the baking soda into the cup of water. Stir the mixture with a plastic spoon.

What is the temperature now? \_\_\_\_\_

Do you think a chemical reaction has occurred?  
Explain why or why not.

\_\_\_\_\_  
\_\_\_\_\_

- 11 What is this mixture you have created called?

\_\_\_\_\_